

# OnGuard® Monitor client

## Browser-based Integrated Alarm, Video and Device Control for OnGuard Systems

No client software installation required

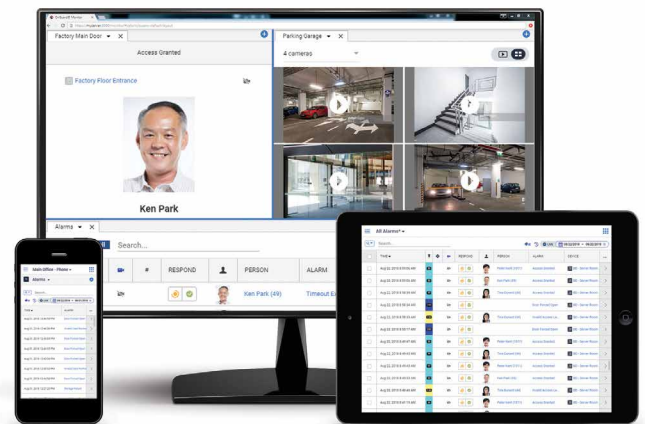
### Overview

The OnGuard Monitor client offers a light-weight browser-based alternative to the traditional OnGuard Alarm Monitoring Windows® application, enabling basic alarm, video and status monitoring without client installation or upgrades. With the OnGuard system, users can securely access events and alarms through a supported web browser on their desktop, laptop, or tablet.

Based on the latest HTML5 standards, OnGuard Monitor client features a responsive user interface and supports a wide range of hardware platforms and operating systems. OnGuard Monitor client is one of several browser clients available with OnGuard, allowing installation-free user access to the OnGuard system.

Designed with the user in mind, this flexible OnGuard interface provides a simplified, customizable view of activity in the OnGuard system. Multiple custom layouts can be created and stored, ensuring critical security information is available at your fingertips.

OnGuard Monitor client is designed with front desk attendants and security guards in mind, who view and acknowledge alarms and monitor status.



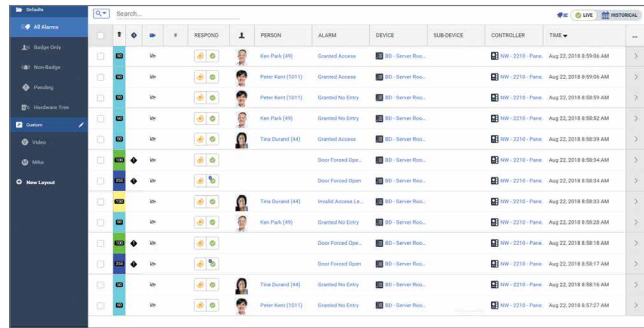
### Features & Functionality

- Ability to view alarm details, as well as clear, acknowledge and mark alarms in progress
- Quickly trace cardholder, controller or device activity
- Simultaneously show multiple filtered alarm lists
- View live video, recorded video and OnGuard events side-by-side for maximum insight
- Display an interactive hardware tree noting any offline devices
- Status and control for Lenel® access devices, including reader mode, open door, input masking and output control
- Modern search-as-you-type (incremental search)
- Design and save custom screen layouts
- Displays cardholder photo upon entry
- Flexible alarm list sorting and filtering
- Option to customize alarm list by adding, removing and rearranging columns
- Support for OnGuard monitor zones and user permissions

## Prerequisites for OnGuard Monitor client

- OnGuard® 7.4 version or higher.
- To display video, OnGuard 7.5 and cameras connected to Lenel NVR recorder(s) are required
- For OnGuard Enterprise systems, OnGuard Monitor can be purchased and installed on any region or master

Please note: The OnGuard Monitor client is licensed on a per-concurrent-seat basis.



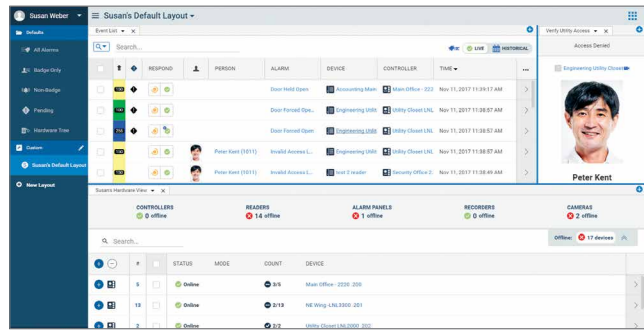
Typical alarm view

## OnGuard Alarm Monitoring Windows® client features not included in OnGuard Monitor

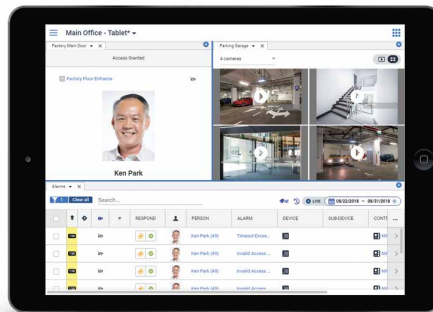
Some applications and tasks still require Windows Alarm Monitoring Client, for example:

- Full-time security operations center applications
- Status and control of non-Lenel® hardware, such as intrusion, fire and video devices
- Display of maps / floorplans
- Monitor Station functions, such as forwarding and highlighting of alarms
- Sending email
- Control or display of local or global I/O, anti-passback and device groups

To find out if OnGuard Monitor client is right for your application, consult your LenelS2 representative.



Customized view with Cardholder Verify



Integrated alarm, video and device management

## Browser Capabilities

Browser	Compatible
Google Chrome™	Yes
Microsoft Edge®	Yes
Microsoft Internet Explorer® 11	Yes
Apple Safari® iOS	Yes
Apple Safari® macOS®	Yes



LenelS2.com

(866) 788-5095

Specifications subject to change without notice.

©2018 United Technologies Corporation. All rights reserved.  
All trademarks are the property of their respective owners.  
LenelS2 is a part of UTC Climate, Controls & Security, a unit of United Technologies Corporation.

2018/11 (GSP-2716)